

model **DR660**  
**PORTABLE**  
**SCALES**

**MOBILE BARIATRIC WEIGHING**

Detecto  
Model DR660  
Portable  
Bariatric Scale

- Spacious weighing platform
- Integral carrying handle
- RS232 serial output
- Rubber non-skid mat
- 1 in / 25 mm high LCD
- Rechargeable built-in battery pack



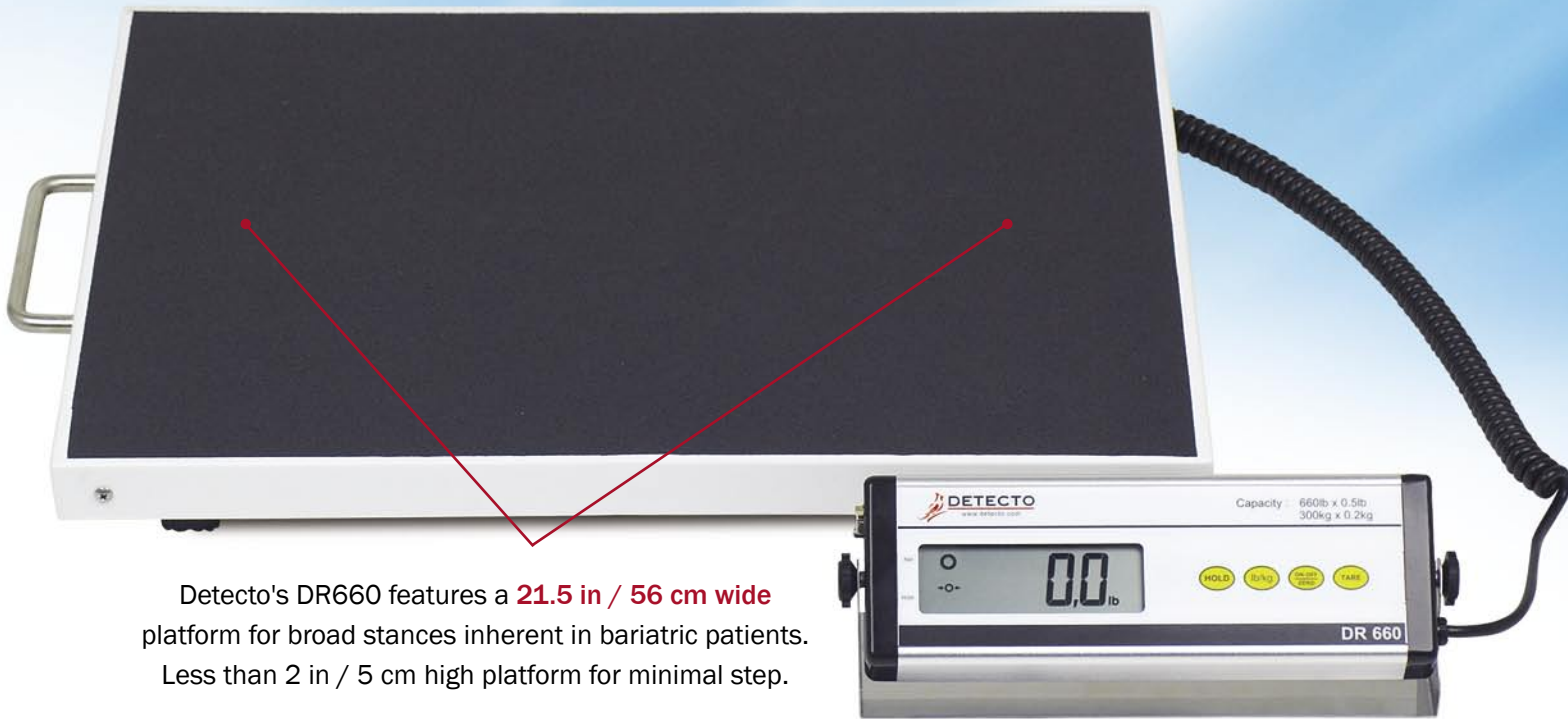


**Ideal for  
home healthcare  
patient weighing**

## **Compact, mobile design**

Detecto's DR660 portable bariatric scale features a built-in rechargeable battery pack (7.2VDC/1200mA), which is able to provide 8 hours of continuous use, or 120 VAC 60Hz powering a 15 VDC 300mA wall plug-in UL/CUL listed power supply (included).

- Remote display may be mounted on a wall or placed on a tabletop.
- Pigtail display cable flexes from 34-126 in / 86-320 cm.
- Interface with a PC or printer via the serial port for quick data transfer.
- Operator may select optional times for automatic shutoff to conserve battery life.




Detecto's DR660 features a **21.5 in / 56 cm wide** platform for broad stances inherent in bariatric patients. Less than 2 in / 5 cm high platform for minimal step.

## Spacious weighing platform



**HIGH 660 LB / 300 KG CAPACITY**

**RS232 Serial Port**  
EMR/EHR-ready output of weight measurements.



**Adjustable Tilt**  
Position the display for best viewing angle.

**1 in / 25 mm High LCD**  
Large, bold weight readouts for easy visibility.

**HOLD Key**  
Weight may continue to be displayed after the patient steps off the scale allowing full attention to the patient before recording measurements.

**TARE Key**  
Helpful when weight from patient-carried items need to be removed from the patient's weight.




# model **DR660** PORTABLE SCALES



### Easy Set-up and Feet Alignment


The DR660's feet may easily be adjusted for alignment with various weighing surfaces due to transport from one location to another.



**Detecto's DR660 is the best value in the medical industry for portable bariatric scales.**

<b>Capacity</b>	660 lb x 0.5 lb / 300 kg x 0.2 kg
<b>Weight Display</b>	7 digit, 1 in / 25 mm high characters LCD
<b>Dimensions (Display)</b>	10.63 W x 3.54 D x 1.77 H in / 27 W x 9 D x 5 H cm
<b>Dimensions (Platform)</b>	21.5 W x 17.2 D x 1.97 H in / 56 W x 44 D x 5 H cm
<b>Display Cable Length</b>	Flexes from 34 - 126 in / 86 - 320 cm
<b>Power</b>	Built-in rechargeable battery pack (7.2VDC/1200mA) or 120 VAC 60Hz powering a 15 VDC 300 mA wall plug-in UL/CUL listed power supply (included)
<b>Battery Usage</b>	8 hours of continuous use after 14 hours recharging time
<b>Tare</b>	100% of full scale capacity
<b>Temperature</b>	40° to 105° F (5° to 35° C)
<b>Humidity</b>	25% ~95% RH
<b>Keys</b>	HOLD, lb/kg, ON/ZERO/OFF, TARE
<b>Features</b>	Low battery indicator. Power-saving selectable timing auto shut-off
<b>UPC Code</b>	809161185607
<b>Shipping Weight</b>	28 lb / 12.5 kg

*Detecto Scale reserves the right to improve, enhance, or modify features and specifications without prior notice.*

 **DETECTO**<sup>®</sup>  
A Division of Cardinal Scale Manufacturing Co.  
203 E. Daugherty, Webb City, MO 64870 USA  
Ph: 417-673-4631 or 1-800-641-2008 Fax: 417-673-5001  
[www.Detecto.com](http://www.Detecto.com)

**Sold By:**